

# Human CD117 Protein

Cat. No. CD1-HM217

## Description

<b>Source</b>	Recombinant Human CD117 Protein is expressed from HEK293 with hFc tag at the C-Terminus. It contains Gln26-Pro520.
<b>Accession</b>	P10721-2
<b>Molecular Weight</b>	The protein has a predicted MW of 82.46 kDa. Due to glycosylation, the protein migrates to 100-130 kDa based on Bis-Tris PAGE result.
<b>Endotoxin</b>	Less than 1EU per µg by the LAL method.
<b>Purity</b>	> 95% as determined by Bis-Tris PAGE

## Formulation and Storage

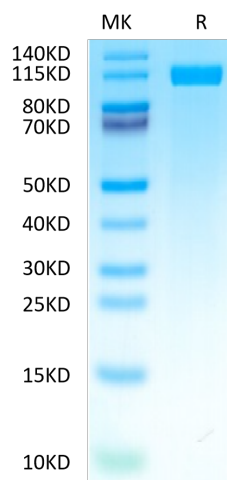
<b>Formulation</b>	Lyophilized from 0.22µm filtered solution in PBS (pH 7.4). Normally 8% trehalose is added as protectant before lyophilization.
<b>Reconstitution</b>	Centrifuge the tube before opening. Reconstituting to a concentration more than 100 µg/ml is recommended. Dissolve the lyophilized protein in distilled water.
<b>Storage</b>	-20 to -80°C for 12 months as supplied from date of receipt. -80°C for 3 months after reconstitution. Recommend to aliquot the protein into smaller quantities for optimal storage. Please minimize freeze-thaw cycles.

## Background

The c-kit proto-oncogen (CD 117) has been shown to be present in several cell types including normal and neoplastic hemopoietic cells. Among normal BM cells, CD117 expression has been found in about half of the CD34 precursors including progenitors committed to the erythroid, granulo-monocytic, and megakaryocytic cell lineages.

## Assay Data

### Bis-Tris PAGE

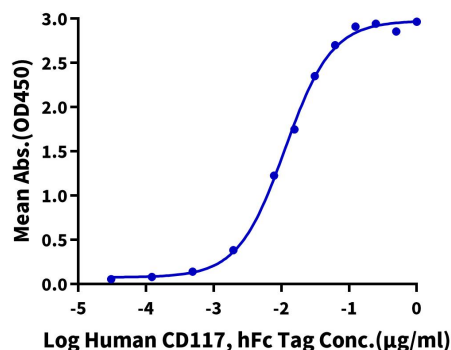


Human CD117 on Bis-Tris PAGE under reduced condition. The purity is greater than 95%.

### ELISA Data

#### Human CD117, hFc Tag ELISA

0.2µg Human SCF, No Tag Per Well



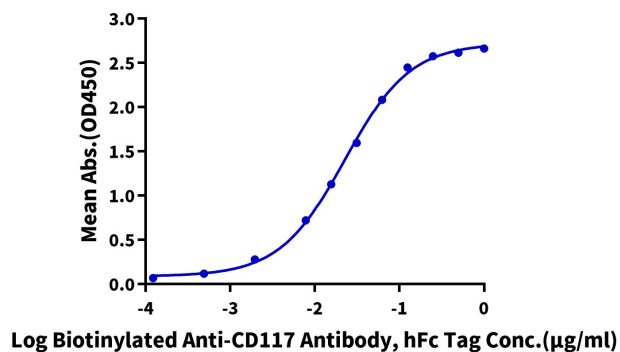
Immobilized Human SCF at 2µg/ml (100µl/well) on the plate. Dose response curve for Human CD117, hFc Tag with the EC50 of 11.3ng/ml determined by ELISA (QC Test).

Assay Data

ELISA Data

**Human CD117, His Tag ELISA**

0.1µg Human CD117, His Tag Per Well



Immobilized Human CD117, hFc Tag at 1µg/ml (100µl/well) on the plate. Dose response curve for Biotinylated Anti-CD117 Antibody, hFc Tag with the EC50 of 22.7ng/ml determined by ELISA.